

Plastic Wheels and Castors



































Plastic Wheels LINE „KLG“ „KLR“

Wheel:

Made of high quality polyamide in light and medium model, with plain or roller bearing. The wheels are temperature resistant from -40°C up to +80°C. The load capacity however is greatly reduced at temperatures exceeding +35°C.



Article no. Wheels	 mm	 mm	 mm	 mm	 kg	
KLG040	40	33	10	35	80	
KLG045	45	19	10	22	70	
KLG050	50	25	10	28	150	
KLG070	70	30	10	40	200	
KLG075	75	23	15	25	200	
KLG080	80	35	12	40	150	
KLR080	80	35	12	40	150	
KLG100	100	35	12	40	200	
KLR100	100	35	12	40	200	
KLG100/40	100	40	15	47	350	
KLG125	125	35	15	48	300	
KLR125	125	35	15	48	300	
KLG150	150	50	20	58	450	
KLR150	150	50	20	58	450	
KLG150/40/15	150	40	15	50	400	
KLG150/40/20	150	40	20	50	400	
KLG160	160	40	20	58	450	
KLR160	160	40	20	58	450	
KLG175	175	50	20	60	425	
KLG200	200	50	20	60	550	
KLR200	200	50	20	60	550	
KLG200/40/15	200	40	15	50	450	
KLG200/40/20	200	40	20	50	450	
KLG250	250	50	25	60	1000	
KLG250/60	250	60	20	65	700	
KLR250	250	50	25	60	1000	

Stainless roller bearing are available on request (not for all sizes).

All **BOLD** typed articles are usually available from our stock.
All other articles might also be available on short-term, please just ask.



Plastic Castors


























LINE „L/KLG“ „B/KLG“
LINE „L/KLR“ „B/KLR“

Housing:

Sheet steel housing shiny zined, pivot bearing with double ball ring, screwed axle.

Wheel:

Made of high quality polyamide in light and medium model, with plain or roller bearing. The wheels are temperature resistant from -40°C up to +80°C. The load capacity however is greatly reduced at temperatures exceeding +35°C.

Article no. Swivel castors	Article no. with lock	Article no. Fixed castors	 mm	 mm	 mm	 mm	 mm	 mm	 mm	 kg	
L/KLG080	L/KLG080/F	B/KLG080	80	30	105	32	105x 85	80x 60	8,2	150	
L/KLR080	L/KLR080/F	B/KLR080	80	30	105	32	105x 85	80x 60	8,2	150	
L/KLG100	L/KLG100/F	B/KLG100	100	30	128	35	105x 85	80x 60	8,2	200	
L/KLR100	L/KLR100/F	B/KLR100	100	35	128	35	105x 85	80x 60	8,2	200	
L/KLG125	L/KLG125/F	B/KLG125	125	35	155	31	105x 85	80x 60	8,2	200	
L/KLR125	L/KLR125/F	B/KLR125	125	35	155	31	105x 85	80x 60	8,2	200	
L3/KLG125	L3/KLG125/F	B3/KLG125	125	35	155	44	135x105	105x 80	10,2	300	
L3/KLR125	L3/KLR125/F	B3/KLR125	125	35	155	44	135x105	105x 80	10,2	300	
L/KLG150	L/KLG150/F	B/KLG150	150	50	190	49/56	135x110	105x 80	10,2	400	
L/KLR150	L/KLR150/F	B/KLR150	150	50	190	49/56	135x110	105x 80	10,2	400	
L/KLG160	L/KLG160/F	B/KLG160	160	40	195	49/56	135x110	105x 80	10,2	400	
L/KLR160	L/KLR160/F	B/KLR160	160	40	195	49/56	135x110	105x 80	10,2	400	
L/KLG200	L/KLG200/F	B/KLG200	200	50	235	50/54	135x110	105x 80	10,2	400	
L/KLR200	L/KLR200/F	B/KLR200	200	50	235	50/54	135x110	105x 80	10,2	400	
L3/KLG250	L3/KLG250/F	B3/KLG250	250	50	290	66	135x110	105x 80	10,2	500	
L3/KLR250	L3/KLR250/F	B3/KLR250	250	50	290	66	135x110	105x 80	10,2	500	

Stainless roller bearing are available on request (not for all sizes).

All **BOLD** typed articles are usually available from our stock.
All other articles might also be available on short-term, please just ask.

Please note that the load capacity is reduced with all passing-by hole and stem castors as opposed to castors with a plate.

Available variants (not for all sizes):



with big plate
Example: L3/KLG100/F



with passing-by hole
10,2 or 12,2 mm
Ex.: LR/KLG100



with different pins
Ex.: LZ/KLG100

Gerhard Schwalb GmbH
Allertshaeuser Strasse 6
D-35469 Allendorf/Lumda

E-Mail: export@schwalb-rollen.de
Internet: <http://www.schwalb-rollen.de/en>
Tel: +49 (6407) 910524 Fax: +49 (6407) 910555



Plastic Castors

LINE „LM/KLG“ „BM/KLG“
LINE „LM/KLR“ „BM/KLR“





















Housing:

Heavy sheet steel housing shiny, zined, pivot bearing with double ball ring and hardened bearing shell,

therefore especially resistant to impact and blows,screwed axle.

Wheel:

Made of high quality polyamide in light and medium model, with plain or roller bearing. The wheels are temperature resistant from -40°C up to +80°C. The load capacity however is greatly reduced at temperatures exceeding +35°C. von -40°C bis +80°C.

Article no. Swivel castors	Article no. with lock	Article no. Fixed castors	 mm	 mm	 mm	 mm	 mm	 mm	 mm	 mm	 kg	
LM/KLG080	LM/KLG080/F	BM/KLG080	80	35	125	39	100x 85	80x 60	8,2	150		
LM/KLR080	LM/KLR080/F	BM/KLR080	80	35	125	39	100x 85	80x 60	8,2	150		
LM/KLG100	LM/KLG100/F	BM/KLG100	100	35	135	39	100x 85	80x 60	8,2	200		
LM/KLR100	LM/KLR100/F	BM/KLR100	100	35	135	39	100x 85	80x 60	8,2	200		
LM/KLG125	LM/KLG125/F	BM/KLG125	125	35	166	46	135x110	105x 80	12,2	300		
LM/KLR125	LM/KLR125/F	BM/KLR125	125	35	166	46	135x110	105x 80	12,2	300		
LM/KLG150	LM/KLG150/F	BM/KLG150	150	50	210	47	135x110	105x 80	12,2	450		
LM/KLR150	LM/KLR150/F	BM/KLR150	150	50	210	47	135x110	105x 80	12,2	450		
LM/KLG200	LM/KLG200/F	BM/KLG200	200	50	245	57	140x110	105x 80	10,2	550		
LM/KLR200	LM/KLR200/F	BM/KLR200	200	50	245	57	140x110	105x 80	10,2	550		

Stainless roller bearing are available on request (not for all sizes).

All **BOLD** typed articles are usually available from our stock.
All other articles might also be available on short-term, please just ask.



Special Castors

Low overall height and high load capacity.










Housing:

Sheet steel housing shiny zined, pivot bearing with double ball ring, screwed axle.

With passing-by hole 10 or 12 mm.


Wheels:

Made of polyamide or polyurethane, with groove ball bearing

Article no. with polyamide- wheel	Article no. with polyurethane- wheel	 mm	 mm	 mm	 mm	Expanding fittings at page 2.21*	passing-by hole	 kg	
LR/KLK042/28	LR/PUK042/28	42	28	71	26		12,2	110	
LR/KLK042/38	LR/PUK042/38	42	38	71	26		12,2	130	
LR/KLK055/25*	LR/PUK055/25*	55	25	78	26		12,2	150	

*with spherical tread

double swivel castors:

LDR/KLK050/15	LDR/PUK050/15	50	2x15	75	26		12,2	150	
---------------	---------------	----	------	----	----	--	------	-----	---

*in section 2 "apparatus"



With expanding fitting
Ex.: **LB/PUK042/38/R25**



With expanding fitting
Ex.: **LDB/PUK050/15/R25**



With thread stem
Ex.: **LZ/PUK042/38**



With thread stem
Ex.: **LDZ/PUK050/15**

We also deliver special rollers and pivot parts according to customer designs.
Also small orders!



Also small quantities!



Please, ask us.
We can definitely make you an interesting offer.









Plastic – Heavy Duty Wheels

LINE „KSG“ „KSK“



Wheel:

Made of high quality polyamide heavy model, with plain bearing or groove ball bearing. Wheels are temperature resistant from -40°C up to +80°C. The load capacity however is greatly reduced when the temperature exceeds +35°C.

Article no. Wheels	 mm	 mm	 mm	 mm	 kg	
KSG075	75	33	12	34	300	<input type="checkbox"/>
KSG080	80	33	12	34	350	<input type="checkbox"/>
KSK080	80	33	12	35	350	<input checked="" type="checkbox"/>
KSG100	100	40	15	40	500	<input type="checkbox"/>
KSK100	100	40	12	40	500	<input checked="" type="checkbox"/>
KSG125	125	40	15	53	600	<input type="checkbox"/>
KSK125	125	40	20	53	600	<input checked="" type="checkbox"/>
KSG150	150	50	20	55	600	<input type="checkbox"/>
KSK150	150	50	20	55	600	<input checked="" type="checkbox"/>
KSK150S	150	50	20	60	800	<input checked="" type="checkbox"/>
KSG200	200	50	20	55	1000	<input type="checkbox"/>
KSK200	200	50	20	55	1000	<input checked="" type="checkbox"/>
KSK200S	200	50	20	60	1500	<input checked="" type="checkbox"/>
KSG200/65	200	65	35	74	1300	<input type="checkbox"/>
KSK200/65	200	65	25	74	1300	<input checked="" type="checkbox"/>
KSG250	250	60	25	65	1500	<input type="checkbox"/>
KSK250	250	50	25	60	1500	<input checked="" type="checkbox"/>
KSG300	300	60	30	70	2000	<input type="checkbox"/>
KSK300	300	60	25	70	2000	<input checked="" type="checkbox"/>

All **BOLD** typed articles are usually available from our stock.
All other articles might also be available on short-term, please just ask.



Plastic Castors



















LINE „L/KSK“ „B/KSK“

Housing:

Sheet steel housing shiny zincd, pivot bearing with double ball ring, screwed axle.

Wheel:

Made of high quality polyamide heavy model, with plain bearing or groove ball bearing. Wheels are temperature resistant from -40°C up to +80°C. The load capacity however is greatly reduced when the temperature exceeds +35°C. verringert.

Article no. Swivel castors	Article no. with lock	Article no. Fixed castors	 mm	 mm	 mm	 mm	 mm	 mm	 mm	 kg	
L/KSK080	L/KSK080/F	B/KSK080	80	33	105	32	105x 85	80x 60	8,2	200	
L/KSK100	L/KSK100/F	B/KSK100	100	40	128	35	105x 85	80x 60	8,2	200	
L3/KSK100	L3/KSK100/F	B3/KSK100	100	40	130	47	135x105	105x 80	10,2	300	
L/KSK125	L/KSK125/F	B/KSK125	125	35	155	31	105x 85	80x 60	8,2	200	
L3/KSK125	L3/KSK125/F	B3/KSK125	125	40	155	44	135x105	105x 80	10,2	300	
L/KSK150	L/KSK150/F	B/KSK150	150	50	190	50	135x110	105x 80	10,2	400	
L/KSK200	L/KSK200/F	B/KSK200	200	50	235	50	135x110	105x 80	10,2	400	
L/KSK250	L/KSK250/F		250	50	290	70	175x175	140x140	14,2	600	
		B/KSK250	250	50	290	---	232x125	190x 75	14,2	600	

All rollers mentioned above are also available with plain bearing wheels (./KSG...)

All **BOLD** typed articles are usually available from our stock.
All other articles might also be available on short-term, please just ask.

Please note that the load capacity is reduced with all passing-by hole and stem castors as opposed to castors with a plate.

Available variants:



with passing-by hole
10,2 or 12,2 mm
Ex.: LR/:KSK100



with different pins
Ex.: LZ/KSK100



Plastic Castors































LINE „LM/KSG“ „BM/KSG“
LINE „LM/KSK“ „BM/KSK“

Housing:

Heavy sheet steel housing shiny, zinc-coated, pivot bearing with double ball ring and hardened bearing shell, **therefore especially resistant to impact and blows**, screwed axle. Starting size ...300S welded and painted

Wheel:

Made of high quality polyamide heavy model, with plain bearing or groove ball bearing. Wheels are temperature resistant from -40°C up to +80°C. The load capacity however is greatly reduced when the temperature exceeds +35°C.

Article no. Swivel castors	Article no. with lock	Article no. Fixed castors	 mm	 mm	 mm	 mm	 mm	 mm	 mm	 kg	
LM/KSG080	LM/KSG080/F	BM/KSG080	80	33	125	39	100x 85	80x 60	8,2	300	
LM/KSK080	LM/KSK080/F	BM/KSK080	80	33	125	39	100x 85	80x 60	8,2	300	
LM/KHK082		BM/KHK082	82	70	137	45	175x140	140x105	15,0	700	
LM/KSG100	LM/KSG100/F	BM/KSG100	100	40	135	39	100x 85	80x 60	8,2	400	
LM/KSK100	LM/KSK100/F	BM/KSK100	100	40	135	39	100x 85	80x 60	8,2	400	
LM/KSG125	LM/KSG125/F	BM/KSG125	125	40	166	46	135x110	105x 80	12,2	600	
LM/KSK125	LM/KSK125/F	BM/KSK125	125	40	166	46	135x110	105x 80	12,2	600	
LM/KSG150	LM/KSG150/F	BM/KSG150	150	50	210	47	135x110	105x 80	12,2	600	
LM/KSK150	LM/KSK150/F	BM/KSK150	150	50	210	47	135x110	105x 80	12,2	600	
LM/KSG200	LM/KSG200/F	BM/KSG200	200	50	245	57	140x110	105x 80	10,2	1000	
LM/KSK200	LM/KSK200/F	BM/KSK200	200	50	245	57	140x110	105x 80	10,2	1000	
LM/KSG200/65	LM/KSG200/65/F	BM/KSG200/65	200	65	265	45	175x145	140x105	15,0	1200	
LM/KSK200/65	LM/KSK200/65/F	BM/KSK200/65	200	65	265	45	175x145	140x105	15,0	1200	
LM/KSG250	LM/KSG250/F	BM/KSG250	250	60	300	65	135x105	105x 80	12,2	1250	
LM/KSK250	LM/KSK250/F	BM/KSK250	250	50	300	65	135x105	105x 80	12,2	1250	
LM/KSG250S	LM/KSG250S/F	BM/KSG250S	250	60	310	65	200x160	160x120	15,0	1500	
LM/KSK250S	LM/KSK250S/F	BM/KSK250S	250	50	310	65	200x160	160x120	15,0	1500	
LM/KSG300	LM/KSG300/F	BM/KSG300	300	60	355	70	200x160	160x120	15,0	1800	
LM/KSK300	LM/KSK300/F	BM/KSK300	300	60	355	70	200x160	160x120	15,0	1800	
LM/KSG300S		BM/KSG300S	300	60	380	80	200x160	160x120	17,0	2000	
LM/KSK300S		BM/KSK300S	300	60	380	80	200x160	160x120	17,0	2000	

Wheels line „KHK“ you can find in the section 10.4 "pallet rollers".

All **BOLD** typed articles are usually available from our stock.
All other articles might also be available on short-term, please just ask.



Plastic Castors

















LINE „LS/KSK“ „BS/KSK“

Housing:

Solid welded steel construction, zined chromed, painted black, with groove ball thrust bearing and a tapered ball bearing in the swivel.

Wheel:

Made of high quality polyamide heavy model, with plain bearing or groove ball bearing. Wheels are temperature resistant from -40°C up to +80°C. The load capacity however is greatly reduced when the temperature exceeds +35°C.

Article no. Swivel castors	Article no. with lock	Article no. Fixed castors	 mm	 mm	 mm	 mm	 mm	 mm	 mm	 mm	 kg	
LS/KHK082		BS/KHK082	82	70	133	60	135x110	105x 80	13	700		
LS/KSK100	LS/KSK100/F	BS/KSK100	100	40	150	36	105x 85	80x 60	11	500		
LS/KSK125	LS/KSK125/F	BS/KSK125	125	40	175	45	135x110	105x 80	13	600		
LS/KSK150	LS/KSK150/F	BS/KSK150	150	40	205	45	135x110	105x 80	13	600		
LS/KSK150/50		BS/KSK150/50	150	50	205	45	135x110	105x 80	13	600		
LS/KSK200	LS/KSK200/F	BS/KSK200	200	50	260	57	135x110	105x 80	13	1000		

Wheels line „KHK“ you can find in the section 10 "pallet rollers".



Low overall height, high load capacity
Ex: **LS/KHK082**



Plastic Heavy Duty Castors

















LINE „LSO/KSK“ ; „BSO/KSK“

Housing:

Solid steel welded construction, swivel with extra strong head design, with axial grooved ball bearing DIN 711 and tapered roller bearing DIN 720, fitted grease nipple, sealed with 2 o-rings. *

Wheel:

Made of high quality polyamide heavy model, with plain bearing or groove ball bearing. Wheels are temperature resistant from -40°C up to +80°C. The load capacity however is greatly reduced when the temperature exceeds +35°C.

Article no. Swivel castors	Article no. with lock	Article no. Fixed castors	 mm	 mm	 mm	 mm	 mm	 mm	 mm	 kg	
LSO/KSK080L	LSO/KSK080L/F	BSO/KSK080L	80	33	135	45	100x 85	80x 60	11	350	
LSO/KSK100L	LSO/KSK100L/F	BSO/KSK100L	100	40	145	45	105x 85	80x 60	11	500	
LSO/KSK125	LSO/KSK125/F	BSO/KSK125	125	40	170	50	140x110	105x 80	13	600	
LSO/KSK150	LSO/KSK150/F	BSO/KSK150	150	50	205	65	140x110	105x 80	13	800	
LSO/KSK200	LSO/KSK200/F	BSO/KSK200	200	50	245	65	140x110	105x 80	13	1500	
LSO/KSK250	LSO/KSK250/F	BSO/KSK250	250	50	295	75	140x110	105x 80	13	1500	
LSO/KSK300S	LSO/KSK300S/F	BSO/KSK300S	300	60	355	85	175x140	140x105	15	2000	

* available designs:

- lacquer coating
- zinc-plated and chromated
- zinc-plated and passivated (Chrom VI-free).



Plastic Heavy Duty Double Castors

















LINE „LDSO/KSK“ ; „BDSO/KSK“

Housings:

Solid steel welded construction, swivel with extra strong head design, with axial grooved ball bearing DIN 711 and tapered roller bearing DIN 720, fitted grease nipple, sealed with 2 o-rings. **

Wheels:

Made of high quality polyamide heavy model, with plain bearing or groove ball bearing. Wheels are temperature resistant from -40°C up to +80°C. The load capacity however is greatly reduced when the temperature exceeds +35°C.

Article no. Swivel castors	Article no. with lock*	Article no. Fixed castors									
			mm	mm	mm	mm	mm	mm	mm	kg	
LDSO/KSK100	LDSO/KSK100/F	BDSO/KSK100	100	2x40	160	50	140x110	105x 80	13	1000	
LDSO/KSK125	LDSO/KSK125/F	BDSO/KSK125	125	2x40	185	50	140x110	105x 80	13	1200	
LDSO/KSK150S	LDSO/KSK150S/F	BDSO/KSK150S	150	2x50	220	65	175x140	140x105	15	1600	
LDSO/KSK200S	LDSO/KSK200S/F	BDSO/KSK200S	200	2x50	270	65	175x140	140x105	15	3000	
LDSO/KSK250S	LDSO/KSK250S/F	BDSO/KSK250S	250	2x50	320	75	175x140	140x105	15	3000	
LDSO/KSK300XS	LDSO/KSK300XS/RF		300	2x60	400	90	260x200	210x160	21	4000	
		BDSO/KSK300XS	300	2x60	400		300x200	210x160	21	4000	

Please note for the fixed castors that always the longer side of the top plate is arranged in parallel with the wheel axle.

* .../RF is a wheel stop.

** available designs:























- lacquer coating
- zinc-plated and chromated
- zinc-plated and passivated (Chrom VI-free).

Plastic Super Heavy Cuty Wheels LINE „KGK“



Wheel:

Made of compressed semi-rigid cast polyamide PA6 G very heavy model, turned solid material, with double sealed 2 RS groove ball bearing for durability. The wheels are temperature resistant from -40°C up to +80°C, have an extreme high load capacity, are abrasion resistant and blow resistant and have a very low rolling resistance. The load capacity, however, is greatly reduced when the temperature exceeds +35°C.

Article no. Wheels	 mm	 mm	 mm	 mm	 kg	
KGK080/40/20	80	40	20	45	1000	
KGK080/70/25	80	70	25	70	1200	
KGK100/40/20	100	40	20	45	1200	
KGK100/55/25	100	55	25	60	1800	
KGK125/40/20	125	40	20	50	1500	
KGK125/55/25	125	55	25	60	2000	
KGK150/40/25	150	40	25	50	2000	
KGK150/55/30	150	55	30	60	2500	
KGK150/80/35	150	80	35	90	3000	
KGK200/55/35	200	55	35	60	3000	
KGK200/80/45	200	80	45	90	4500	
KGK250/65/45	250	65	45	70	5000	
KGK250/80/50	250	80	50	90	6000	
KGK300/80/55	300	80	55	90	7000	
KGK300/110/70	300	110	70	120	10000	
KGK400/110/80	400	110	80	120	12000	



Plastic Heavy Duty Castors

LINE „LM/KGK“ „BM/KGK“





















Housing:

Heavy sheet steel housing shiny, zined, pivot bearing with double ball ring and hardened bearing shell,

therefore especially resistant to impact and blows,screwed axle

Wheel:

Made of compressed semi-rigid cast polyamide PA6 G very heavy model, turned solid material, with double sealed 2 RS groove ball bearing for durability. The wheels are temperature resistant from -40°C up to +80°C, have an extreme high load capacity, are abrasion resistant and blow resistant and have a very low rolling resistance. The load capacity, however, is greatly reduced when the temperature exceeds +35°C.

Article no. Swivel castors	Article no. with lock	Article no. Fixed castors	 mm	 mm	 mm	 mm	 mm	 mm	 mm	 mm	 kg	
LM/KGK080	LM/KGK080/F	BM/KGK080	80	40	135	38	105x 85	80x 60	8,2	500		
LM/KGK080S		BM/KGK080S	80	70	136	45	175x140	140x105	14,2	800		
LM/KGK100	LM/KGK100/F	BM/KGK100	100	40	145	38	105x 85	80x 60	8,2	500		
LM/KGK125	LM/KGK125/F	BM/KGK125	125	55	197	50	175x140	140x105	14,2	1000		
LM/KGK150	LM/KGK150/F	BM/KGK150	150	55	210	50	175x140	140x105	14,2	1200		





























Plastic Heavy Duty Castors LINE „LSO/KGK“ ; „BSO/KGK“

Housing:

Solid steel welded construction, swivel with extra strong head design, with axial grooved ball bearing DIN 711 and tapered roller bearing DIN 720, fitted grease nipple, sealed with 2 o-rings. **

Wheels

Made of compressed semi-rigid cast polyamide PA6 G very heavy model, turned solid material, with double sealed 2 RS groove ball bearing for durability. The wheels are temperature resistant from -40°C up to +80°C, have an extreme high load capacity, are abrasion resistant and blow resistant and have a very low rolling resistance. The load capacity, however, is greatly reduced when the temperature exceeds +35°C.

Article no. Swivel castors	Article no. with lock*	Article no. Fixed castors										
			mm	mm	mm	mm	mm	mm	mm	mm	kg	
LSO/KGK100	LSO/KGK100/F	BSO/KGK100	100	55	145	50	140x110	105x75-80	13	1800		
LSO/KGK125	LSO/KGK125/F	BSO/KGK125	125	55	170	50	140x110	105x75-80	13	2000		
LSO/KGK150S	LSO/KGK150S/F	BSO/KGK150S	150	55	205	65	175x140	140x105	15	2500		
LSO/KGK150/80S	LSO/KGK150/80S/F	BSO/KGK150/80S	150	80	205	65	175x140	140x105	15	3000		
LSO/KGK200S	LSO/KGK200S/F	BSO/KGK200S	200	55	255	65	175x140	140x105	15	3000		
LSO/KGK200XS	LSO/KGK200XS/RF	BSO/KGK200XS	200	80	280	75	260x200	210x160	21	4500		
LSO/KGK250XS	LSO/KGK250XS/RF	BSO/KGK250XS	250	80	330	80	260x200	210x160	21	6000		
LSO/KGK300XS	LSO/KGK300XS/RF	BSO/KGK300XS	300	80	380	90	260x200	210x160	21	6000		

* .../RF is a wheel stop.

** available designs:

- lacquer coating
- zinc-plated and chromated
- zinc-plated and passivated (Chrom VI-free).

Plastic Heavy Duty Double Castors LINE „LDSO/KGK“ ; „BDSO/KGK“

















Housings:

Solid steel welded construction, swivel with extra strong head design, with axial grooved ball bearing DIN 711 and tapered roller bearing DIN 720, fitted grease nipple, sealed with 2 o-rings. **

Wheels:

Made of compressed semi-rigid cast polyamide PA6 G very heavy model, turned solid material, with double sealed 2 RS groove ball bearing for durability. The wheels are temperature resistant from -40°C up to +80°C, have an extreme high load capacity, are abrasion resistant and blow resistant and have a very low rolling resistance. The load capacity, however, is greatly reduced when the temperature exceeds +35°C.

Article no. Swivel castors	Article no. with lock*	Article no. Fixed castors									
			mm	mm	mm	mm	mm	mm	mm	kg	
LDSO/KGK100	LDSO/KGK100	BDSO/KGK100	100	2x40	160	50	140x110	105x75-80	13	2000	
LDSO/KGK125S	LDSO/KGK125S	BDSO/KGK125S	125	2x55	185	65	175x140	140x105	15	3000	
LDSO/KGK150S	LDSO/KGK150S	BDSO/KGK150S	150	2x55	220	65	175x140	140x105	15	3000	
LDSO/KGK200XS	LDSO/KGK200XS/RF	BDSO/KGK200XS	200	2x55	300	75	260x200	210x160	21	5000	
LDSO/KGK250XS	LDSO/KGK250XS/RF	BDSO/KGK250XS	250	2x65	330	80	260x200	210x160	21	5000	

Please note for the fixed castors that allways the longer side of the top plate is arranged in parallel with the wheel axle.

* .../RF is a wheel stop.

** available designs:

- lacquer coating
- zinc-plated and chromated
- zinc-plated and passivated (Chrom VI-free).



Plastic Heavy Duty Castors

















LINE „LSS/KGK“ ; „BSS/KGK“

Housing:

Solid welded steel construction, painted. There are tapered ball bearings on opposite sides in the forged fork to ensure full load capacity even when power driven. The fork is greased and sealed with a grease nipple.

Wheel:

Made of compressed semi-rigid cast polyamide PA6 G very heavy model, turned solid material, with double sealed 2 RS groove ball bearing for durability. The wheels are temperature resistant from -40°C up to +80°C, have an extreme high load capacity, are abrasion resistant and blow resistant and have a very low rolling resistance. The load capacity, however, is greatly reduced when the temperature exceeds +35°C.

Article no. Swivel castors	Article no. with lock	Article no. Fixed castors	 mm	 mm	 mm	 mm	 mm	 mm	 mm	 kg	
LSS/KGK150		BSS/KGK150	150	80	280	62	170x140	140x105	15	3000	
LSS/KGK200	LSS/KGK200/F	BSS/KGK200	200	55	305	62	170x140	140x105	15	3000	
LSS/KGK200S	LSS/KGK200S/F	BSS/KGK200S	200	80	305	72	200x160	160x120	17	4000	
LSS/KGK250	LSS/KGK250/F	BSS/KGK250	250	65	355	68	170x140	140x105	15	4500	
LSS/KGK250S	LSS/KGK250S/F	BSS/KGK250S	250	80	368	72	200x160	160x120	17	5000	
LSS/KGK300	LSS/KGK300/F	BSS/KGK300	300	80	418	77	170x140	140x105	15	5000	
LSS/KGK300S		BSS/KGK300S	300	110	422	72	200x160	160x120	17	6000	
LSS/KGK400S		BSS/KGK400S	400	110	550	100	250x200	210x160	19	6000	