

# Spring Mounted Castors





## Spring Mounted Swivel Castors














LINE „LFOK/PAK100“

### Housings:

Solid sheet steel housing shiny zincd, screwed axle, with plate. **Pivot bearing closed, with ball bearing, particularly protected from dust and splash-water nearly free from float.**  
**Long lasting and maintenance-free!**

### Wheel:

Rim made of Aluminium, with ball bearings. Round Polyurethane coating, **non detachably fixed** with the wheel body, elastically, low-noise and abrasion-resistant, very small rolling friction.

Article no. Swivel castors	Article no. with Wheel-stop	 mm	 mm	 mm	 mm	 mm	 mm	1/3 Spring power kg	1/2 Spring power kg	2/3 Spring power kg	max. Spring power kg	
LFOK/PAK100-1	LFOK/PAK100-1/RF	100	35	135	40	105x80	80x60x9	25	40	55	70	
LFOK/PAK100-2	LFOK/PAK100-2/RF	100	35	135	40	105x80	80x60x9	30	45	60	75	
LFOK/PAK100-3	LFOK/PAK100-3/RF	100	35	135	40	105x80	80x60x9	35	55	70	90	
LFOK/PAK100-4	LFOK/PAK100-4/RF	100	35	135	40	105x80	80x60x9	60	85	115	135	
LFOK/PAK100-5	LFOK/PAK100-5/RF	100	35	135	40	105x80	80x60x9	90	120	140	180	
LFOK/PAK100-6	LFOK/PAK100-6/RF	100	35	135	40	105x80	80x60x9	100	170	210	250	

The overallheight is the height without load, the Springway is 5 mm.

The mentioned Springpower are cirka values and can vary in the actual employment by different influences.

Depending upon load the different spring power can be still individually adapted when desired!

The maximum permissible load of the castors is reached with 250 kg.

On request also fixed-castors are available.



## Spring Mounted Stainless Steel Swivel Castors

LINE „LFNOK/PAK100“














### Housing:

Solid housing made of stainless chrome nickel steel, screwed axle, with plate.

**Pivot bearing closed, with ball bearing, particularly protected from dust and splash-water nearly free from float. Long lasting and maintenance-free!**

### Wheel:

Rim made of Aluminium, with ball bearings. Round Polyurethane coating, **non detachably fixed** with the wheel body, elastically, low-noise and abrasion-resistant, very small rolling friction.

Article no. Swivel castors	Article no. with Wheel-stop	 mm	 mm	 mm	 mm	 mm	 mm	1/3 Spring power kg	1/2 Spring power kg	2/3 Spring power kg	max. Spring power kg	
LFNOK/PAK100-1	LFNOK/PAK100-1/RF	100	35	135	40	105x80	80x60x9	25	40	55	70	
LFNOK/PAK100-2	LFNOK/PAK100-2/RF	100	35	135	40	105x80	80x60x9	30	45	60	75	
LFNOK/PAK100-3	LFNOK/PAK100-3/RF	100	35	135	40	105x80	80x60x9	35	55	70	90	
LFNOK/PAK100-4	LFNOK/PAK100-4/RF	100	35	135	40	105x80	80x60x9	60	85	115	135	
LFNOK/PAK100-5	LFNOK/PAK100-5/RF	100	35	135	40	105x80	80x60x9	90	120	140	180	
LFNOK/PAK100-6	LFNOK/PAK100-6/RF	100	35	135	40	105x80	80x60x9	100	170	210	250	

The overallheight is the height without load, the Springway is 5 mm.

The mentioned Springpower are cirka values and can vary in the actual employment by different influences.

Depending upon load the different spring power can be still individually adapted when desired!

The maximum permissible load of the castors is reached with 250 kg.

On request also fixed-castors are available.

## Spring Mounted Castors















LINE „LFM/EKK“ „BFM/EKK“

### Housings:

Heavy sheet steel housing shiny, zined, pivot bearing with double ball ring and hardened bearing shell, **therefore especially resistant to impact and blows**, screwed axle.

### Wheel:

Rim made of polyamide 6 black with ball bearing. Tyre made of elastic solid rubber, **blue**, non removable vulcanized. Low rolling resistance.

Article no. Swivel castors	Article no. with lock	Article no. Fixed castors								1/3 Spring power kg	1/2 Spring power kg	2/3 Spring power kg	max. Spring power kg		
LFM/EKK160BL-1	LFM/EKK160BL/F-1	BFM/EKK160BL-1	160	50	220	47	135x110	105x	80	12,2	25	65	120	150	
LFM/EKK160BL-2	LFM/EKK160BL/F-2	BFM/EKK160BL-2	160	50	220	47	135x110	105x	80	12,2	still	not	testet		
LFM/EKK160BL-3	LFM/EKK160BL/F-3	BFM/EKK160BL-3	160	50	220	47	135x110	105x	80	12,2	still	not	testet		
LFM/EKK160BL-4	LFM/EKK160BL/F-4	BFM/EKK160BL-4	160	50	220	47	135x110	105x	80	12,2	still	not	testet		
LFM/EKK160BL-5	LFM/EKK160BL/F-5	BFM/EKK160BL-5	160	50	220	47	135x110	105x	80	12,2	still	not	testet		
LFM/EKK160BL-6	LFM/EKK160BL/F-6	BFM/EKK160BL-6	160	50	220	47	135x110	105x	80	12,2	125	230	440	300	

The overall height is the height without load, the Springway is ca. 18 mm.

The mentioned Springpower are cirka values and can vary in the actual employment by different influences.

Depending upon load the different spring power can be still individually adapted when desired!

The maximum permissible load of the castors is reached with 300 kg.

## Spring Mounted Castors















LINE „LFM/PGK“ „BFM/PGK“

### Housings:

Heavy sheet steel housing shiny, zined, pivot bearing with double ball ring and hardened bearing shell, **therefore especially resistant to impact and blows**, screwed axle.

### Wheel:

Wheel-body made of grey cast iron with ball bearing. Coating made of polyurethane, firmly cast, elastic, quiet and abrasion resistant, low rolling resistance. High load capacity.

Article no. Swivel castors	Article no. with lock	Article no. Fixed castors								1/3 Spring power kg	1/2 Spring power kg	2/3 Spring power kg	max. Spring power kg		
LFM/PGK150-1	LFM/PGK150/F-1	BFM/PGK150-1	150	40	220	47	135x110	105x	80	12,2	25	65	120	150	
LFM/PGK150-2	LFM/PGK150/F-2	BFM/PGK150-2	150	40	220	47	135x110	105x	80	12,2	still	not	testet		
LFM/PGK150-3	LFM/PGK150/F-3	BFM/PGK150-3	150	40	220	47	135x110	105x	80	12,2	still	not	testet		
LFM/PGK150-4	LFM/PGK150/F-4	BFM/PGK150-4	150	40	220	47	135x110	105x	80	12,2	still	not	testet		
LFM/PGK150-5	LFM/PGK150/F-5	BFM/PGK150-5	150	40	220	47	135x110	105x	80	12,2	still	not	testet		
LFM/PGK150-6	LFM/PGK150/F-6	BFM/PGK150-6	150	40	220	47	135x110	105x	80	12,2	125	240	400	500	

The overall height is the height without load, the Springway is ca. 18 mm.

The mentioned Springpower are cirka values and can vary in the actual employment by different influences.

Depending upon load the different spring power can be still individually adapted when desired!

The maximum permissible load of the castors is reached with 500 kg.

